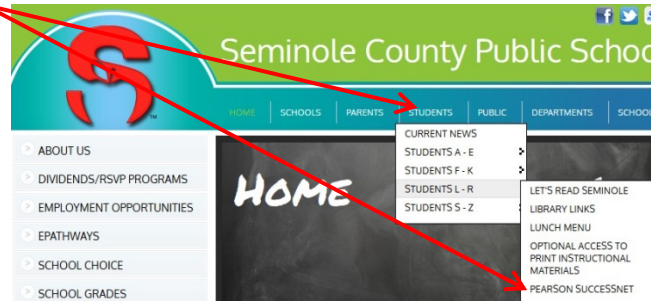


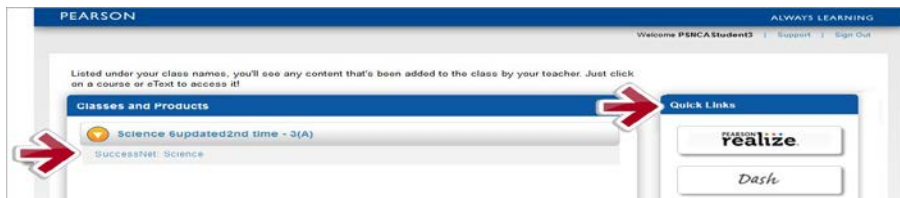
# Student Guide Pearson SuccessNet

## Accessing Classes on Pearson SuccessNet or SuccessNet Plus

1. From the Seminole County Public Schools website at [www.scps.k12.fl.us](http://www.scps.k12.fl.us) Select Students, Pearson Successnet



2. Type in **INST\studentid** and password (**yearmdd**) at the prompts
3. Click on Pearson Courses
4. Click the gold circle next to the class name to view the online curriculum used with the class. In the example below, you would click **SuccessNet: Science**.

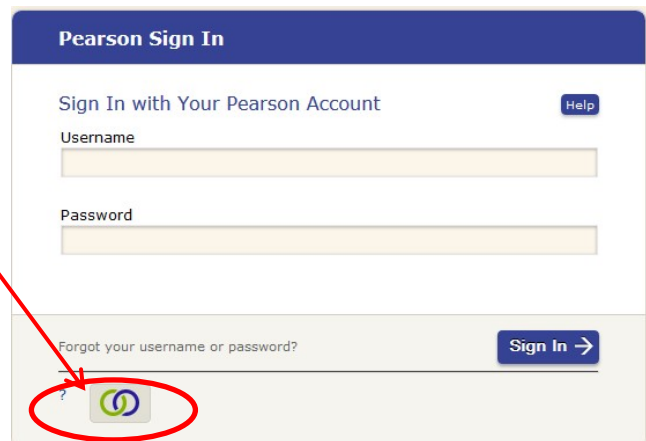
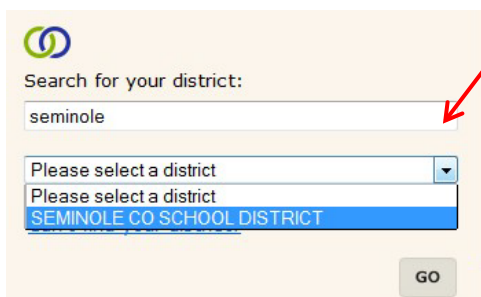


## Signing Out

**Securely sign out:** For each open browser tab or window, click **sign out** and close web browser.

If an account "times out" or a user logs out, then a link to the district may be required from the login screen as described below.

1. Click the integration icon.
2. Search for then select SEMINOLE CO SCHOOL DISTRICT, and hit go.



3. If prompted, reenter username and password.